

How to open PDFs with audio files of "Irodori: Japanese for life in Japan"

You should download PDFs with audio files on your PC and open them with Adobe Acrobat Reader.

*If you do not have Adobe Acrobat Reader on your PC, please install it (free of charge) from Adobe's website. <https://get.adobe.com/reader/>

*You cannot play the audio on portable devices such as tablets or smartphones.

*In this example, we use Microsoft Edge.

(1) Click "PDF with audio files" on the "Irodori" website.

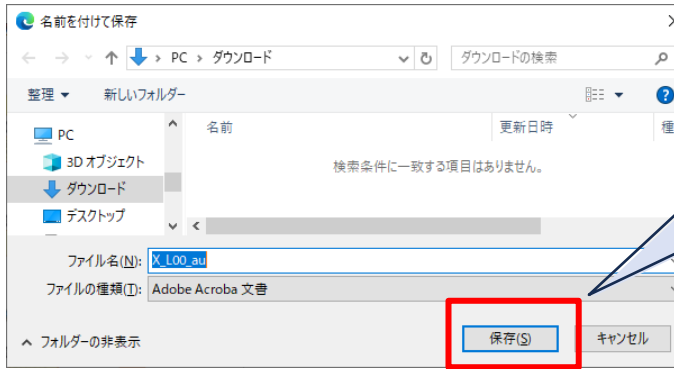
*You can find "PDF with audio files" in the "Material Download and MP3 Play for each lesson" section.

(2) Click "Download."

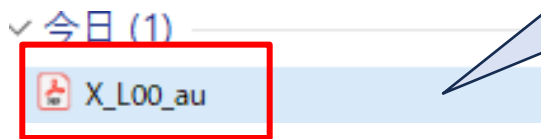
(3) Click "Save as" in the Download tray.

If the screen of (3) does not appear, click "Settings and more (...)" icon in the upper-right corner of a browser and select "Downloads" in the drop-down menu.

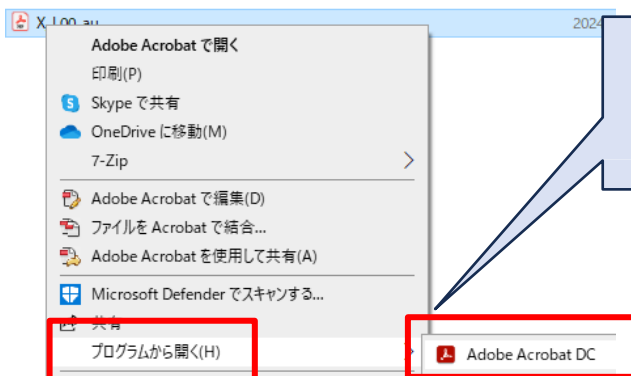
*You cannot play the audio on a browser.
*If you open the downloaded file on a browser, select "Save as" in the upper-right corner of the screen.



(4) Save the file to your computer.



(5) Right-click on the saved file.



(6) Select "Adobe Acrobat" from "Open with."

How to use PDFs with audio files



(1) Click on the speaker icon to play the file.
 (2) Once the file starts playing, you cannot stop it.
 (3) You cannot start playback from the middle of the file.